



KINGDOM SAFARI


**WHERE KIDS LEARN THAT
LOVE H.E.L.P.S.**

BIBLE PATH



THROUGHOUT KINGDOM SAFARI, WE ARE PRAYING AND TRUSTING GOD FOR MULTIPLE VICTORIES:

- Ultimately, we pray that children will respond to the message of the Gospel by asking Jesus to forgive their sin and live in them as their forever friend.
- Understand and apply the Bible stories to gain a wider view of the world and their calling in it.
- Discover how they can help others near and far in a variety of ways through hands-on crafts and projects.
- Comprehend that God desires for them to be a part of something much bigger than themselves—where they receive AND GIVE help with an opportunity to connect directly with the mission of Forgotten Voices through this VBS.
- Use the “Love H.E.L.P.S. Others” slogan to remember the Big Idea from each day.



DAY 1

LOVE HEALS OTHERS' HURTS

DAY 1 BIBLE STORY:
The Good Samaritan (Luke 10:25-37)

DAY 1 MEMORY VERSE:
“Love your neighbor as yourself.” Galatians 5:14b

REVIEW:

Say: Each day we're going to learn about different ways that God desires to use us to show His love to other people. Every day, each lesson is represented by a letter in the word “H.E.L.P.S.” (Display on poster, chalkboard or whiteboard and fill-in each new letter of the acrostic each day.) Today we're going to learn letter “H” which stands for “Love Heals Others' Hurts.” Our Bible story today is about how people responded to a man who was hurt.”

INTRODUCTION:

Say: Jesus taught people to love their neighbors as themselves. But one day, a Pharisee asked, “Who is my neighbor?” That is a really good question, so I'll ask you—who are your neighbors? (Take responses.) Now let's look at Jesus' answer, which he gave in the form of a parable. A parable is a story from life that teaches a spiritual lesson or an earthly story with a heavenly meaning. I'm going to ask some actors to come up and help me reenact the Bible story while I read it...

BRING THE BIBLE STORY TO LIFE

Reenact the Bible story using the “Impromptu Theatre” format (see below) as you read it directly from Luke 10:25-37.

Story Telling Technique – Impromptu Theatre Format reading Luke 10:25-37:

- In advance, recruit some adults or teens to play each of the characters (Jew, Robbers, Priest, Temple Assistant, Samaritan, Innkeeper—and even the donkey if you'd like).
 - Provide some very basic costumes and props for the actors to use (scarves, beards, tunics, Ace bandages, etc.).
 - Instruct the actors to perform their parts silently as you narrate the story straight from the Scripture.
- *OPTIONAL** - Play “mood music” as the story is read and acted out. (Nothing high-tech is required—just a small boom box and a good soundtrack CD like The Prince of Egypt.

FORGOTTEN VOICES STORY APPLICATION

Ask the following questions as a transition to share the day's Forgotten Voices Story:

Do you think the Samaritan and the Jew knew each other before the story happened? (Rhetorical Question)

No! In Jesus' time, Samaritans and Jews were more like enemies. Jesus is teaching us that we don't have to know someone or live near them to be their neighbor. Your neighbor could live in Africa! Jesus taught us that we are to love our neighbor as ourselves. The Samaritan showed love to his neighbor—the Jew—by helping him despite their differences.

So who is YOUR neighbor?

ANYONE who needs your help! (Repeat the question and get the kids to repeat the correct response in unison.)

How do you love your neighbor?

By helping them! (Repeat the question and get the kids to repeat the correct response in unison.)

What did Jesus do to show His love for us?

Jesus showed us the greatest act of love by dying on the cross to forgive us from our sins even though He never sinned. The most amazing thing is He always forgives us no matter what if we simply ask.


How did the Samaritan heal his neighbor's hurts?

(Take responses.) Answers should include things like: soothed and bandaged his wounds, transported him to an inn, provided for his ongoing needs, etc.

How could you help heal a neighbor's hurts?

(Take responses. You may need to prompt responses for younger kids.)

Say: Our Bible Story today teaches us that our neighbor is anyone who needs our help, and throughout this week, we have the opportunity to help our neighbors in Southern Africa by supporting the work of Forgotten Voices. I'd love to share the story of Peterson who is being helped by Forgotten Voices.



DAY 1

PETERSON


Forgotten Voices has helped a lot of children in southern Africa. I'd like to tell you about a boy named Peterson who was seven years old when his mother died. She died from an AIDS related disease. Peterson lives in Zimbabwe in Africa. His little sister, Prudence, was four years old when their mommy died. Prudence was also sick with the same illness that her mother had. Her sickness made it impossible for her to walk and she couldn't even talk. She spent her days sitting under a tree watching the world around her. She couldn't eat much, so she was quite small for her age. After their mother died, Peterson and Prudence had to live alone in their little village. Peterson heard about a hospital two miles away that would give Prudence medicine and help her learn to talk a little and try to move her arms and legs more. Peterson had to go to school, but on his way he carried his little sister to that hospital. At the end of the school day he came back to the hospital to get his sister and he carried her home. Then he worked in the fields, fed the goats, and got a meal together for them. After she went to sleep he did his homework. At the hospital Prudence learned to wave her arms and to say a few words. She was able to sit and chase the monkeys from the garden. She had a job that she could do. She no longer had to just watch from under a tree.

Prudence never did get strong and after a year she, too, died from her sickness. Peterson was able to move in with his grandparents and continue to go to school. Peterson never gave up. He was very brave in the face of such pain and loss. Unlike us. We want to give up when our team isn't winning or when we don't get the toy we wanted or get to do something that is important to us. But Peterson didn't give up on his sister when their mother died. He didn't give up on himself when his sister died. He kept going to school and planning for his future. His story helped Forgotten Voices learn how to help orphans in Africa like Peterson. Now we can help Forgotten Voices do that!

MEMORY VERSE:

*“Love your
neighbor
as yourself.”*
Galatians 5:14b





DAY 2

LOVE ENCOURAGES OTHERS

DAY 2 BIBLE STORY:

The Amalekites are defeated with Moses' hands held up
(Exodus 17:8-16)

DAY 2 MEMORY VERSE:

"Therefore encourage one another and
build each other up." 1 Thessalonians 5:11a

REVIEW:

Say: Each day we're learning about different ways that God desires to use us to help show His love to other people. Every day, each lesson is represented by a letter in the word "H.E.L.P.S." (Display on poster, chalkboard or whiteboard and fill-in each new letter of the acrostic each day.) Can anyone tell me what the "H" stood for yesterday (Heals Other's Hurts)? Today, we're going to learn letter "E" which stands for "Encourage Others." Our Bible story today is about friends who strengthened their leader in battle.

INTRODUCTION:

Say: The Amalekite army was attacking God's people. Moses sent Joshua out to choose an army to fight against the Amalekites. Let's listen in to see what made the difference in the battle! As I read, cheer when you hear me say that Joshua's army is winning and boo when you hear that the Amalekites are winning. I'm going to ask some actors to come up and help me reenact the Bible story while I read it...

BRING THE BIBLE STORY TO LIFE

Reenact the story using the "Impromptu Theatre" format as you read it directly from Exodus 17:8-16.

When you read, instruct the children to cheer when Moses lifts his hands up and boo when Moses puts his hands down.

Story Telling Technique – Impromptu Theatre Format reading Exodus 17:8-16:

- In advance, recruit some adults or teens to play each of the characters (Moses, Joshua, Aaron, Hur, group of Amalekites and group of Israelites [split the group in half]).
- Provide some very basic costumes (scarves, beards, tunics, etc.) and props (staff, stool, beanbag to represent the rock, etc.) for the actors to use.
- Instruct the actors to perform their parts silently as you narrate the story straight from the Scripture.
- * **OPTIONAL** - Play "mood music" as the story is read and acted out. (Nothing high-tech is required—just a small boom box and a good soundtrack CD like The Prince of Egypt.)

FORGOTTEN VOICES STORY APPLICATION

Ask the following questions as a transition to share the day's Forgotten Voices Story:

Yesterday we learned that our neighbor is anyone who needs our help. In the Bible story you just heard, who needed help?

Moses.

How did Moses' friends help him?

They lifted his arms when he was tired, so the Israelite army would win the battle.

Say: I'd like to share another Forgotten Voices story with you today. As I share, I want you to think how you might lift the tired arms of our neighbors far away in Southern Africa.


In the Forgotten Voices story, who needs help?

Mrs. Zulu and her family.

How can WE help Ashton?

(Take Responses.) By praying. By donating money this week at VBS to support her family.

Say: We may not physically be able to lift Mrs. Zulu's arms, BUT by praying and contributing in our offering this week at VBS, we can lift her arms to help her win the battle she is fighting for children just like Moses' friends lifted his arms to win the battle!



DAY 2

MRS. ZULU

Yesterday we heard about Peterson, a seven-year-old boy in Zimbabwe who carried his little sister two miles to the hospital every day for a year. He did all he could to heal another's hurts.

Today we are going to hear about Ashton. Ashton lives in a small village in Zambia. His dad died when his little sister was born. His mother, Mrs. Zulu, is now a widow with three children. When her two sisters died from an AIDS related disease, Mrs. Zulu took in their children. Now she has six children to care for.

Ashton's mother is a businesswoman. She gets up at 4:00 a.m. to buy vegetables and fruit from local farms. Then she sets up her produce shop in the village and sells the fruit and vegetables to the people in her community. In the evening after she feeds the children their supper, she cooks fresh nuts and cassava vegetables to sell to her neighbors from the roadside. She works very hard for very little money.

Her church has helped to encourage her and lift her tired arms by providing extra school supplies for the children and some medical care for her. The church also helped her start her vegetable business so she can make enough money to feed her family. Now that she is able to provide for the children in her care, Mrs. Zulu can give back to the church by helping with the women's programs and taking care of some of the sick members of the church.

Forgotten Voices gave money to Ashton's church to purchase several machines or mills that grind nuts, corn, and other items. With the money the church gets from these mills, the church can help people like Ashton's mother. Mrs. Zulu can take care of her family and help others who are sick because of the money the church gave her to start her business.


We can help Forgotten Voices help local churches so they, in turn, can help people like Ashton and his mother.

MEMORY VERSE:

*"Therefore encourage
one another and build
each other up."*

1 Thessalonians 5:11a





DAY 3

LOVE LENDS A HAND TO OTHERS

REVIEW:

Say: Each day we're learning about different ways that God desires to use us to show His love to other people. Every day, each lesson is represented by a letter in the word "H.E.L.P.S." (Display on poster, chalkboard or whiteboard and fill-in each new letter of the acrostic each day.) Can anyone remind us what "H" and "E" stand for (Heals Other's Hurts and Encourages Others)? Today we're going to learn letter "L" which stands for "Lends a Hand to Others." Lending a hand means helping another person do something that they couldn't accomplish by themselves. Today we're going to hear a Bible story about some men who used their hands and feet to lend a hand to their friend.

INTRODUCTION:

Have a blanket laid out in the center of the room. As kids enter, have them gather around the blanket. Choose one child to lay on the blanket, and explain that you are going to pretend he is very hurt and needs to see the doctor. Ask the children around the blanket how they would feel if they had to pick up the corners of the blanket to carry their friend to the closest doctor's office. Prompt the children to imagine they were able to carry their friend on the blanket to the doctor's office despite how difficult it would be, BUT once they arrived, the waiting room was so full, they couldn't even get to the front door... (taken from <https://www.sermons4kids.com/corner-of-blanket.html>)

Say: This is very similar to what happened in our Bible Story today. In Capernaum there was a crippled man who wanted to see Jesus because he believed that Jesus could heal him, but there was one BIG problem! In Bible times, handicapped people were thought to be cursed, so they were treated like outcasts—most people would not help them or even touch them. Since the man couldn't walk, he needed someone who would take him to the house to see Jesus. Fortunately, the crippled man had four friends who decided to take him to see Jesus, but by the time they arrived, the house and the street were packed with people. Now these four men had so much faith that Jesus

could heal their friend that they weren't about to let that stop them! They found a way up onto the roof of the house where they cut a hole through the clay and wood so they could lower their friend down into the house to see Jesus! At this point, I'm sure that everyone in the house was wondering what Jesus would say and do! Let's find out...

BRING THE BIBLE STORY TO LIFE

Read the dialogue or a condensed version directly from Mark 2:1-12 using the "Puppet Theatre" storytelling technique.

Story Telling Technique – Puppet Theatre Format reading (Mark 2:1-12):


- Create a visual display using a cardboard box or dollhouse to bring the Bible story to life as you tell the story from Mark 2:1-12.

FORGOTTEN VOICES STORY APPLICATION

Ask the following questions as a transition to share the day's Forgotten Voices Story:

The men who carried the paralytic to Jesus demonstrated their understanding of Jesus' message by caring for this handicapped "outcast." They showed faith in action or faith with hands and feet. They went to great lengths to help their friend. How can we go to great lengths to help our friends through Forgotten Voices? What are some ways we could use our hands and feet to help others?

Say: There is another key part of this story that I don't want us to miss. Jesus did something far more important than healing the paralytic of his physical disability—Jesus FIRST healed the man of his sins. God desires to heal you and I of our sins too because even though we may look OK on the outside, we are all sinners on the inside. ****Use this opportunity to present the gospel in whatever format you prefer and ask the kids to respond. Refer to "Leading Children to Jesus" in the Leader's Guide)****



DAY 3

PRIVILEGE

Today's story from Africa is about Privilege, an 11-year old 4th grade girl who lives in Bulawayo, Zimbabwe. She is a brilliant young girl! She lives with her mother and four brothers and sisters. After her father passed away, her mother had to work to support the family. For four years she did not make enough money to pay the school fees for Privilege and her older sister, Dorothy, to go to school full time. She was able to send them to a special program where for two hours a day they could go to school in a class with children in grades one through seven – all in one room.

A teacher in this special program realized what a quick learner Privilege was. She talked to the local church about her and asked if they could help with school fees. Through their partnership with Forgotten Voices, the church was able to begin paying for the girls to return to school full time.

Since then the church has been helping them with school fees, providing them with school uniforms and supplies, and helping to meet their spiritual needs. Both girls are doing exceptionally well in school. Privilege was the highest ranking student in her entire primary school. Her favorite subject is math and she plans to become a nurse because she wants to help others.


Because a teacher was a friend who cared and the church was able to lend a hand, Privilege was able to return to school and now has a bright future. We can be a friend and help children like Privilege through our gifts to Forgotten Voices.



MEMORY VERSE:

*“A friend
loves at
all times.”*

Proverbs 17:17a



DAY 4

LOVE PRAYS FOR OTHERS

REVIEW:

Say: *Each day we're learning about different ways that God desires to use us to show His love to other people. Every day, each lesson is represented by a letter in the word "H.E.L.P.S." (Display on poster, chalkboard or whiteboard and fill-in each new letter of the acrostic each day). Can anyone remind us what "H," "E," and "L" stand for (Heals Other's Hurts, Encourages Others, and Lends a Hand)? Today we're going to learn letter "P" which stands for "Prays for Others." According to the Bible, praying for others is a very powerful way that you can help them. Today we're going to hear a Bible story about the power of prayer to the one true God!*

INTRODUCTION:

Object Lesson: Set up a piece of wood in a container. Ask the children what would happen if they put a match to the wood? (It would catch fire.) Ask the children how to put out a fire (With water)? Pour one pitcher of water over the wood into the container. Now ask children if the wood would catch fire (NO!)? Repeat with two more pitchers of water.

Say: *It certainly seems impossible to light the wood on fire after drenching it with multiple pitchers of water, but today we are going to learn the power of our God to do impossible things through faith and prayer! One of the impossible things God has done was to raise Jesus from the dead after He died on the cross for our sins.*

****Use this opportunity to present the gospel in whatever format you prefer and ask the kids to respond. Refer to "Leading Children to Jesus" in the Leader's Guide)****

BRING THE BIBLE STORY TO LIFE

Reenact the Bible story using the "Impromptu Theatre" format (see below) as you read it directly from 1 Kings 18:16-39.

Story Telling Technique – Impromptu Theatre Format reading 1 Kings 18:16-39:

- In advance, recruit some adults or teens to play each of the characters (Elijah, Ahab, and all other children would play the part of the false prophets of Baal).

DAY 4 BIBLE STORY:

Elijah on Mount Carmel with the altar (**1 Kings 18:16-39**)

DAY 4 MEMORY VERSE:

"The prayer of a righteous man is powerful and effective."
James 5:16b

- Provide some very basic costumes (scarves, beards, tunics) and props (stones for altar – reuse the props from the object lesson) for the actors to use.
- Instruct the actors to perform their parts silently as you narrate the story straight from the Scripture.
- ***OPTIONAL** - Play "mood music" as the story is read and acted out. (Nothing high-tech is required—just a small boom box and a good soundtrack CD like *The Prince of Egypt*.)

FORGOTTEN VOICES STORY APPLICATION


Share the following as a transition to share the day's Forgotten Voices Story:

Say: *Elijah reminds us how powerful our God is in answering prayer! God asks us to pray, but it is up to Him to decide when and how He will answer. We must always have faith in His power! Today, I want to share with you the story of Doris, another child supported by the work of Forgotten Voices. As I share, listen to the powerful way God answered her parents' prayers and begin to think of ways you might pray for kids like Doris.*

After reading Doris's story, please consider the following Prayer Response Activity Ideas:

- Attach several coated paper plates to your wall, and ask children to come forward to write or draw their prayer for Forgotten Voices on the wall with a dry erase marker, OR
- Provide index cards or Post-it Notes and have children write or draw their prayer for Forgotten Voices and bring forward to attach to a wall or prayer board.

Say: *Isn't it amazing that our big and powerful God knows and loves each one of us, and knows and loves the kids we have prayed for with Forgotten Voices. Today you are going to make a prayer bracelet that you can use as a reminder to pray for Doris and other Forgotten Voices children.*



DAY 4

DORIS

Today's story from Africa is about Doris, a young girl who lives in Zambia. Doris LOVES going to school. She likes to study civics, history, geography, and English. She also loves to sing. When Doris grows up she wants to become a doctor to make people feel better and save lives.

Doris is NOT an orphan, but her father has physical disabilities that make it hard for him to work. He makes shoes when he is able. Her mother dyes fabric to make wrap-around dresses called chitenges. Her mother and father take care of Doris, her two brothers, two cousins, and her grandmother.

When she was ten, Doris couldn't go to school for an entire year. Her parents did not make enough money to pay her school fees. Her parents prayed and asked God to help them find the money to allow Doris to go back to school. God answered their prayers through the local church. The Care Ministry heard about the family's needs and came alongside them to help. They paid the school fees for Doris, provided her uniform, and necessary supplies for school. They even helped the family in other ways.


When Doris returned to school, she was a star pupil. She was top student in her class of 100. A very special private school that can help Doris achieve her dream of being a doctor noticed how bright she is and accepted her into their program. God answered her family's prayers in ways they never expected! Forgotten Voices is now partnering with Doris's church to allow the Care Ministry to help other families in their community.

Please pray with Doris's family that she will be able to fulfill her dreams.

MEMORY VERSE:

*"The prayer of
a righteous
person is
powerful
and effective."*

James 5:16b



DAY 5 BIBLE STORY:

The Death & Resurrection of Jesus (Luke 23:26-24:8)

DAY 5 MEMORY VERSE:

“Dear children, let us not love with words or speech but with actions and in truth.” 1 John 3:18

DAY 5

LOVE SACRIFICES FOR OTHERS

REVIEW:

Say: Each day we’re learning about different ways that God desires to use us to show His love to other people. Every day, each lesson is represented by a letter in the word “H.E.L.P.S.” (Display on poster, chalkboard or whiteboard and fill-in each new letter of the acrostic each day). Can anyone remind us what “H,” “E,” “L,” and “P” stand for (Heals Other’s Hurts, Encourages Others, Lends a Hand, and Prays for Others)? Today we’re going to learn letter “S” which stands for “Love Sacrifices for Others.”

INTRODUCTION:

Say: According to Merriam-Webster’s Children’s Dictionary sacrifice is “the act of giving up something that you want to keep in order to help someone else.” Today, we are going to hear how Jesus made the greatest sacrifice of all time for each and every one of us!

BRING THE BIBLE STORY TO LIFE

Summarize the Gospel Story with a game of “Salvation I Spy.”

- With each color listed below, the leader should prompt the group by saying “I spy with my little eye something the color _____.”
- After the children find what you spy, use the color to share the Gospel with children.

***SUGGESTION:** Hold up a piece of construction paper in each color as you share to hold children’s attention.

BLACK (Sin that separates)

Black is a reminder that without Jesus, our hearts are dark with sin. Do you know what sin is? (Take responses) Sin is anything we say, think, or do that disobeys God. (Prompt children to name some examples of sin.) Sin creates a gap and distance that separates us from a Holy and perfect God.

“For all have sinned and fall short of the glory of God.” (Romans 3:23)

RED (Blood of Jesus that covers sin)

Red is a reminder that Jesus died on the cross to forgive us from our sin. Yes, the penalty for our sin is death! This is BAD NEWS, but the GREAT NEWS is that Jesus paid this penalty in our place even though He is the only one who never sinned. He suffered and died on the cross and rose again three days later so we don’t need to pay the penalty of death for our own sin. This is truly the greatest sacrifice of love that anyone has ever made.

“For God so loved the world, that He gave His only Son, that whoever believes in Him should not perish but have eternal life.” (John 3:16)

WHITE (Washed clean/Clean heart)

I hate that we have sin in our lives that separates us from God, but I am thankful that Jesus paid the penalty in our place. So how do we get our dark hearts washed clean? We simply accept the gift of salvation that Jesus offers us. I like to use the ABC’s to remind me how to do this. First, we need to **admit** that we are sinners. Be honest with God. Second, tell God that you **believe** He sent His son Jesus to die on the cross to forgive us from our sins. Third, **choose** to live your life for Jesus!

“Therefore, if anyone is in Christ he is a new creation. The old has passed away. Behold, The new has come.” (II Corinthians 5:16)

GREEN (Growing in Christ that never ever stops)

Green is a reminder that once our hearts are clean, we never stop growing in God! God has an amazing plan for each and every one of our lives. In every season of life, we learn more about God through His word and become more like Him.

“But grow in the grace and the knowledge of our Lord and Savior, Jesus Christ. To him be the glory both now and to the day of eternity. Amen.” (II Peter 3:18)

YELLOW (Heaven is our future/Let our light shine)

When you follow Christ and are a part of God’s family as a Forever Friend of Jesus, you will get to spend eternity with God in heaven. Heaven is more wonderful than our minds can ever imagine or comprehend! When we accept God’s salvation, we live with the hope of Heaven!

“Let not your hearts be troubled. Believe in God; believe also in me. In my father’s house are many rooms. If it were not so, would I have told you that I go to prepare a place for you? And if I go and prepare a place for you, I will come again and will take you to myself, that where I am you may be also.”


(John 14:1-3)

Yellow is also a reminder that once you commit your life to Jesus, you are a light for Him. All of your words and actions should strive to reflect the light of Jesus to a hurting world who desperately needs Him. Let your life be a light that shines for Jesus!

“In the same way, let your light shine before others, so that they may see your good works and give glory to your Father who is in heaven.” (Matthew 5:16)

FORGOTTEN VOICES STORY APPLICATION

Say: Today, we are learning that Love Sacrifices for others. We just discovered that Jesus made the greatest sacrifice of love by dying on the cross and conquering death to forgive us for our sins (anything we say, think, or do that displeases God). This sacrifice is not just for us. The gift of salvation is for everyone and it is a gift that we want to share with others! Listen to how Forgotten Voices is not just providing for the physical needs of children but also leading them to a forever friendship with Jesus.



DAY 5

PRETTY

Pretty was a happy teenager. She had lots of friends and loved going to school, although she was not a very good student. When she was 15, her daddy died. “It’s not fair!” Pretty said to her mother. “Why did Daddy have to die and leave us? Without his provision, I can no longer go to school or do the fun things I used to do.” Pretty’s mother had to go to work to support the family and put food on the table. She could not take Pretty to school or to after school activities and parties. Pretty became angry. She missed her daddy and she wished for the life she used to have.

A church in Pretty’s neighborhood heard about how hard her mother had to work. They discovered that Pretty was no longer able to go to school. The people of the church decided to help. They paid for Pretty’s school fees, bought her a uniform, and talked with her about how much she missed her daddy. They helped Pretty see how much her mother loved her and was trying to help.

Because those who believe in Christ came to help her family and showed her God’s love, Pretty realized that she needed to become a child of God. She gave her life to Christ!


Pretty returned to school and started to get very good grades. She is determined to continue her education no matter what happens to her, and she is no longer angry with her situation.

Forgotten Voices helped the church show love to Pretty’s family. We can help Forgotten Voices help other families that way.

MEMORY VERSE:

*“Dear children,
let us not love
with words or
speech but with
actions and
in truth.”*

I John 3:18





FORGOTTEN**VOICES**

forgottenvoices.org