



# KINGDOM SAFARI

WHERE KIDS LEARN THAT  
LOVE H.E.L.P.S.

## GAMES



**THROUGHOUT KINGDOM SAFARI, WE ARE PRAYING AND TRUSTING GOD FOR MULTIPLE VICTORIES:**

- Ultimately, we pray that children will respond to the message of the Gospel by asking Jesus to forgive their sin and live in them as their forever friend.
- Understand and apply the Bible stories to gain a wider view of the world and their calling in it.
- Discover how they can help others near and far in a variety of ways through hands-on crafts and projects.
- Comprehend that God desires for them to be a part of something much bigger than themselves—where they receive AND GIVE help with an opportunity to connect directly with the mission of Forgotten Voices through this VBS.
- Use the “Love H.E.L.P.S. Others” slogan to remember the Big Idea from each day.



# DAY 1

## RELAYS

### DAY 1 BIG IDEA:

Love Heals Other's Hurts

### DAY 1 BIBLE STORY:

The Good Samaritan (Luke 10:25-37)

### DAY 1 MEMORY VERSE:

"Love your neighbor as yourself." - Galatians 5:14b

## BIBLE STORY REVIEW GAME: GOOD SAMARITAN RELAY

### SUPPLIES NEEDED:

- 10-15 adhesive bandages/team
- 1 cup of water/team

### INSTRUCTIONS:

- Divide children into teams of four.
- Instruct each team to choose one person to be the hurt man who had been robbed and beaten on his way to Jericho. Ask this person to lay on the ground across from his or her team.
- When you signal go, the rest of each team should run towards the hurt man, adhere all bandaids to him, give him a cup of water, and carry him back to the other side!

### TRANSITION QUESTIONS:

- How did the Good Samaritan love his neighbor as himself?
- How can we be like the Good Samaritan?
- How is Forgotten Voices like the Good Samaritan?

## AFRICAN GAME: WATER JUG RELAY

### SUPPLIES NEEDED:


- Cloth ring
- Containers or jugs of water

### INSTRUCTIONS:

- Divide children into teams of four.
- Instruct teams to split in half and stand opposite of each other.
- Demonstrate how to place a cloth ring on your head to help balance a container of water and carry across to a teammate. Once across, hand off the cloth ring and container to your teammate to travel back, etc.

### TEACHING MOMENT:

This is a very common way to carry water and other items in Zimbabwe and Zambia where fewer people have access to vehicles or other transportation.



# DAY 2

## **DAY 2 BIG IDEA:**

Love Encourages Others

## **DAY 2 BIBLE STORY:**

The Amalekites are defeated with Moses' hands held up  
(Exodus 17:8-16)

## **DAY 2 MEMORY VERSE:**

"Therefore encourage one another  
and build each other up."  
- 1 Thessalonians 5:11a

## **BIBLE STORY REVIEW GAME: RED LIGHT, GREEN LIGHT WITH LIFTED ARMS**

### **SUPPLIES NEEDED:**

- None

### **INSTRUCTIONS:**

- This is a twist on the classic red light/green light game.
- Line children up across from the leader.
- Instead of shouting red light/green light, instruct children to move forward when the leader's arms are lifted and to stop when the leader's arms are down.

### **TRANSITION QUESTIONS:**

- What happened in the Bible Story when Moses' arms were lifted up?
- What happened in the Bible Story when Moses' arms were down?
- Who helped lift Moses' arms?
- How can we help lift up and support the work that Forgotten Voices is doing?

## **AFRICAN GAME: BUILD A SHELTER**

### **SUPPLIES NEEDED:**

- Large cardboard boxes
- Duct tape

### **INSTRUCTIONS:**

- Divide children into small groups.
- Instruct groups to build a shelter out of the cardboard and duct tape they have.

### **TEACHING MOMENT:**

This activity is a great time to both remind children of the housing conditions for many African families as well as lead them to consider what it might be like to live on one's own without parents as an orphan.

# DAY 3

## **DAY 3 BIG IDEA:**

Love Lends a Hand to Others

## **DAY 3 BIBLE STORY:**

Friends of the paralyzed man  
(Mark 2:1-12)

## **DAY 3 MEMORY VERSE:**

"A friend loves at all times."  
- Proverbs 17:17a



## **BIBLE STORY REVIEW GAME (YOUNGER CHILDREN):**

### **JESUS HEALS A PARALYTIC GAME**

## **SUPPLIES NEEDED:**


- Beach towels

## **INSTRUCTIONS:**

- Divide children into groups of five.
- Instruct groups to choose one person to be the paralyzed man and lay in the center of the beach towel.
- Guide the remaining four team members to pick up a corner of the beach towel and carry their friend to a determined destination. *(Optional: Create an obstacle course to travel around.)*

## **TRANSITION QUESTIONS:**

- Was it difficult to carry your friend in the beach towel?
- Do you think it would have been difficult for the friends of the paralyzed man to carry him to Jesus?
- What are some ways that we can be a friend that loves all times?



## **BIBLE STORY REVIEW GAME (OLDER CHILDREN): RUBBER BAND CUP GAME**

### **SUPPLIES NEEDED:**

- 10 plastic cups/team
- 5 rubber bands/team

### **INSTRUCTIONS:**

- Divide children into groups of four.
- Loop four rubber bands around one central rubber band in advance.
- Guide groups to have each member pick up a rubber band “handle.”
- Encourage groups to work together to build a pyramid out of their cups using the rubber band.

### **TRANSITION QUESTIONS:**

- Was it difficult to work together to make your pyramid?
- Do you think it would have been difficult for the friends of the paralyzed man to carry him to Jesus?
- What are some ways that we can be a friend that loves all times?



## **AFRICAN GAME: CLOTHING RELAY RACE**

### **SUPPLIES NEEDED:**

- One pile of oversized clothing/team

### **INSTRUCTIONS:**

- Divide children into teams, and have them line up by a pile of oversized clothing.
- Instruct children at your go to put the oversized clothing on over top of their own clothes, run to a designated area and back, and take off the oversized clothing for the next participant in line to repeat the same.

### **TEACHING MOMENT:**

This activity is a great opportunity to share that sometimes Zimbabwean and Zambian families do not have enough money to buy a (required) school uniform, so they take turns wearing the same uniform among siblings and cousins so they each get a small exposure to education. Forgotten Voices works with churches in these countries to ensure that school fees and supplies are provided.



# DAY 4

## **DAY 4 BIG IDEA:**

Love Prays for Others

## **DAY 4 BIBLE STORY:**

Elijah on Mount Carmel with the altar  
(1 Kings 18:16-39)

## **DAY 4 MEMORY VERSE:**

“The prayer of a righteous man is  
powerful and effective.”

- James 5:16b

## **BIBLE STORY REVIEW GAME: ROCK REVIEW TRIVIA GAME**

### **SUPPLIES NEEDED:**

- Create 24 rocks by filling brown paper lunch bags with scrap paper and stapling shut.

### **INSTRUCTIONS:**

- Divide the group into two teams.
- Ask the Bible Story review and application questions on the following page. For each question, the first team to answer correctly receives a rock to build their altar. *(Please note that a few of questions at the end of the game focus on application, and there are several “correct” answers.)*
- The first team to build an altar with 12 rocks wins the game!


## **AFRICAN GAME: DO AS I DO ZAMBIAN GAME**

### **SUPPLIES NEEDED:**

- None


### **INSTRUCTIONS:**

- Guide the group to create a large circle.
- Invite one person to stand in the middle of the circle and chant, “Can you do as I do?”
- Guide the circle to respond “I can do as you do.”
- Encourage the group to chant back and for as the person in the middle begins to do an action (*i.e. hopping on one foot, jumping jacks, etc.*) and the rest of the group imitates.
- Invite the person in the center to ask someone else to take their place, and the game repeats.



# ROCK REVIEW TRIVIA QUESTIONS

1. Who was the king in the story?  
**Ahab**
2. Who was God's prophet in the story?  
**Elijah**
3. What did the king do that angered God?  
**Worshiped the false god, Baal.**
4. Where did the prophets of the king and God's prophet meet?  
**Mount Carmel**
5. How many prophets of Baal were there?  
**450**
6. How many prophets of God were there?  
**1**
7. What did they prepare to offer to their respective gods?  
**A Bull**
8. How did they prepare the sacrifice?  
**Cut it into pieces and put it on top of wood**
9. When they prepared their altars, what did the prophets of Baal do to get the attention of their god?  
**Called to him from morning until noon.**
10. What was something that Elijah said to the prophets of Baal when their god didn't answer?  
**Cry louder. Maybe he is relieving himself or on a journey or asleep and must be awakened.**
11. How did the prophets of Baal hurt themselves to get their god's attention?  
**They cut themselves with swords until they bled**
12. How many stones did Elijah use to build his altar to the LORD?  
**12**
13. Why did he use that many stones?  
**Represented the 12 tribes of Israel**
14. What did Elijah do to the altar to make it impossible to burn?  
**Put four jars of water on the wood and the offering**
15. How many times did Elijah pour water on the offering?  
**Three**
16. Why did Elijah say he wanted God to answer him?  
**To show the Israelites that He alone is God.**
17. What happened when Elijah asked God to hear him?  
**God consumed the offering and the water-soaked wood with fire.**
18. How did the people respond to what happened at the altar?  
**They fell on their faces and said, The LORD, he is God.**
19. Can you recite today's Memory Verse?  
**James 5:16b - "The prayer of a righteous person is powerful and effective."**
20. What does the letter "P" stand for today in Love H.E.L.P.S.?  
**Love prays for others**
21. What and how can you pray for the kids in Africa we are helping this week through the work of Forgotten Voices?
22. Share a time when God answered prayer and revealed His power.



# DAY 5



## **DAY 5 BIG IDEA:**

Love Sacrifices for Others

## **DAY 5 BIBLE STORY:**

The Death & Resurrection of Jesus  
(Luke 23:26-24:8)

## **DAY 5 MEMORY VERSE:**

“Dear children, let us not love with words or speech but with actions and in truth.”

- 1 John 3:18

## **BIBLE STORY REVIEW GAME: BALL TOSS**

### **SUPPLIES NEEDED:**

- Balls created by the children in the previous activity

### **INSTRUCTIONS:**

- Guide children to pair up with a partner and stand close together facing each other.
- Instruct children to throw the ball back and forth and take a step apart with each successful catch.
- Once most groups are very far apart, pause the game, and use the gap that has been created between each group as a teaching point. Remind children that sin separates us from God and creates a gap. Share the Gospel with children and reflect on Jesus’ sacrifice. Because of Jesus’ sacrifice, we can share a close relationship with Him.
- Now, have children take a step back closer to each other with each successful catch celebrating that Jesus’ bridged the gap of sin for us!

### **TRANSITION QUESTIONS:**

- Jesus gave the ultimate sacrifice out of His love for us – His life. What are some ways we can sacrifice for others to share God’s love with them?

## **AFRICAN GAME:**

## **CREATE A FOOTBALL**

### **SUPPLIES NEEDED:**

- Plastic grocery bags
- Rubber bands

### **INSTRUCTIONS:**

- Give children the supplies and encourage them to use their resources to create a ball.

